

/// Race Louvers

Professional R&D - Wind Tunnel Tested - Track Proven

info@racelouvers.com - www.racelouvers.com

908-447-5788



Miata NB Wind Tunnel Test Data

Welcome to Race Louvers. Here we had the opportunity to put an NB Miata in the wind tunnel and test our Nasa ST/TT3-6 spec kits. We tested our XL side louver pair as well as our 3pc center and side louver kits.

Test car prep level:

- NB Miata
- Aluminum wing
- Semi flat floor
- Aluminum rear diffuser
- Flat Splitter
- Small pair canards
- Airdam with grill opening
- Race Louvers ST/TT3-6 spec louvers

Hood vents tested:

- Oe hood no vents for baseline
- Race Louvers ST/TT3-6 spec XL side hood louver pair
- Race Louvers ST/TT3-6 spec 3pc center and side louver kits

Test procedure:

- Simply swap out hood vents with no other changes for back to back testing

Conclusions:

- Good front downforce gains, near zero drag and good radiator cooling increase.
- When class rules limit the design, bigger or more area louvers increase functionality.

Wind Tunnel Front Downforce

Miata NB. Hood Louver Comparison. OE Grill Opening.

www.racelouvers.com

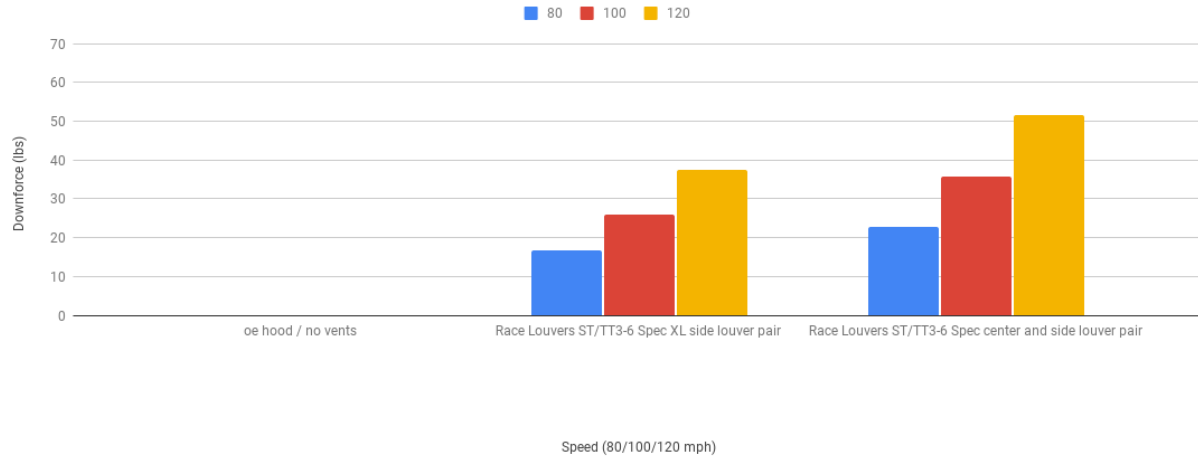


Fig 1 - Front Downforce

Wind Tunnel Drag

Miata NB. Hood Louver Comparison. OE Grill Opening.

www.racelouvers.com

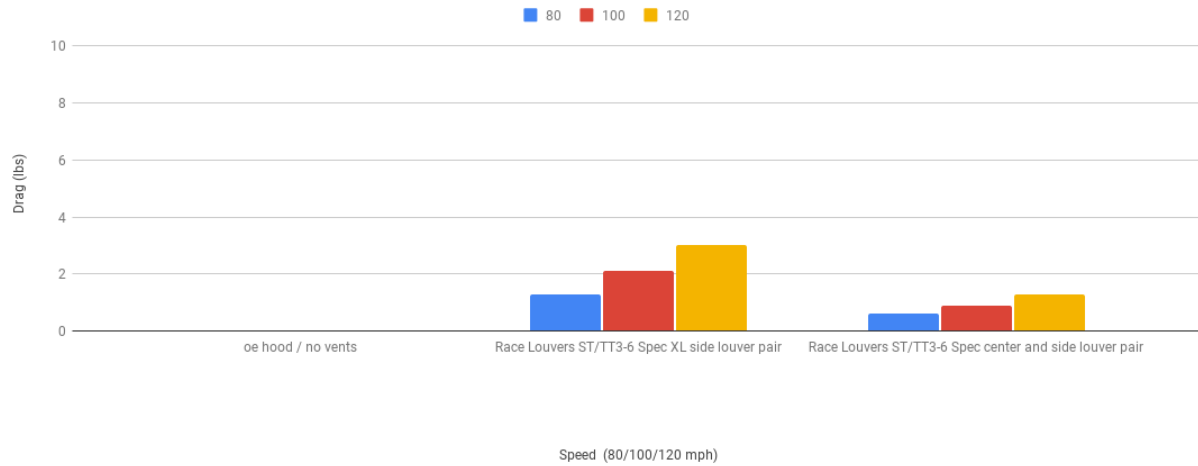
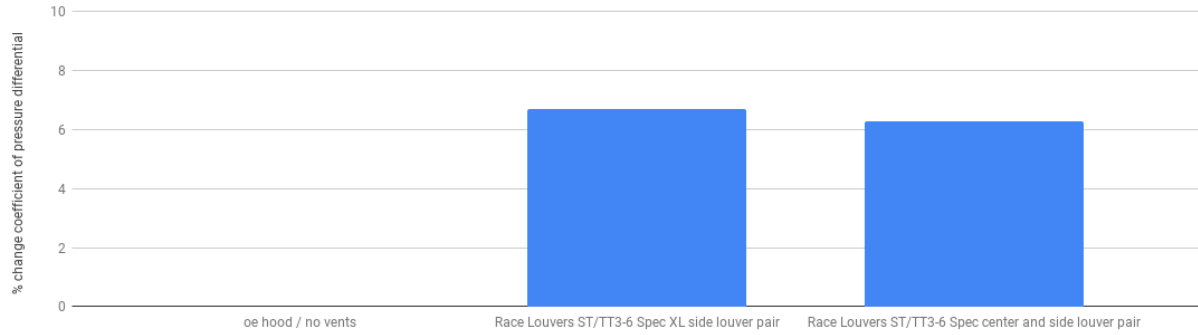


Fig 2 - Drag

Wind Tunnel Radiator Differential Pressure Percent Increase (Air Flow Increase)

Miata NB. Hood Louver Comparison. OE Grill Opening.

www.racelouvers.com



85 mph


Fig 3 - Cooling Increase



Baseline - No hood vents



Race Louvers ST/TT3-6 spec XL side hood louver pair



Race Louvers ST/TT3-6 spec 3pc center and side louver kits

